



January

Minneapolis, Minnesota U.S.A.

2024

The TCRC Annual Auction February 3rd

by Jim Cook

The biggest R/C Airplane Auction in the Upper Midwest -- the TCRC Annual Auction -- will be held on Saturday, February 3rd, at its normal location of CrossPoint Church at the intersection of 98th Street and France Avenue in Bloomington, Minnesota.

If you are planning on being a seller at the TCRC Auction, you can pre-register at TCRCOnline.com. Instructions for pre-registration are on page 6 of this newsletter. Remember there is a minimum opening bid requirement of \$20, so sellers are urged to bundle lower priced items to be well above the \$20 opening. If the seller check-in people do not believe an item will achieve the minimum bid, they may require that item to be sold on the bargain table during the auction.

If you are a buyer, you will have several different means to purchase R/C airplanes and equipment: 1) By bidding on items continually coming across the main stage from 9:00 AM to 5:00 PM; 2) By bidding on select items in a silent auction throughout the course of the day; and 3) By visiting the bargain table for R/C items priced between \$15-\$30.

Doors open at 6:45 AM for seller registration and check in, and for buyer registration. There is a \$5 admission charge for everyone attending the auction. A Bidder's Card is included in the admission charge.

At 8:15 AM the impound area will be opened to give the bidders a chance to get close-up looks at the items that will be sold. In addition, all items heading for the auction block will proceed down tables in the auction hall and be shown on a closed-circuit TV screen appearing on the main stage. Items approaching the auction block take about 45 minutes to go across these tables.

If you are a seller and you feel your item is selling for too low of a price, you may protect that item by being the winning bidder. In that case,

you will be charged a buyback fee of 10% of the selling price up to a maximum of \$20. On successful auction sales, TCRC takes a commission of \$5 or 10% of the selling price, whichever is greater, on all items.

Throughout the course of the day, there will be a concession stand starting with coffee and rolls in the morning, and sandwiches and beverages for the rest of the day. Patrons must stay in the concession area (which is on the main auction floor) while eating and drinking. No food or beverage is allowed outside of this area, including carry-ins.

For buyers, TCRC accepts cash, checks and credit cards. If a credit card is used a 3% fee will be charged. Buyers will be charged Minnesota State sales tax for their purchases. All items must be paid for and removed by the end of the auction.


Sellers will be sent their proceeds from sales very soon after the auction.

Continued On Page 2, Col. 3

**Don't Miss The
TCRC Auction On
February 3rd!!!!**

A Note from The Head Wing Nut

By Bob Briesemeister



Hello Members,

Happy New Year!!! 2024 is here, 24 years after the “Y2K scare”. When they said that our computers would not recognize the “00” date and we’d experience power outages, transportation failures and banks would default, and widespread chaos would ensue people stocked up on supplies and food in fear of the possibilities being reported. Nothing happened and we are still here going strong. Let’s drink a toast to the future and another 24 plus years. “CHEERS!”

I hope that everyone had a great holiday season and that you were able to spend time with family and friends. It was a December to remember with mild temperatures and no snow. We had 27 above average temperature days, 3 average days and one below average day -- that’s crazy! As for snow, we had just over an inch on the 31st. There were many days that members were able to fly throughout the month and it still looks warm for the start of 2024. As for snow, I would like some being that I’m in the snow business and it does affect the economy in this part of the country.

In case you haven’t heard TCRC has a big event coming up on February 3rd, 2024. TCRC has been holding our auction for 47 years and it is the only TCRC’s fundraiser held each year. We need your help to make it a success. This the largest R/C airplane auction in the 5 state area and takes 50 or more volunteers to ensure it goes well and keeps its great reputation going.

The work starts on Friday February 2nd at 5pm with turning the church into an auction house. It ends after the auction is over on Saturday the 3rd with transforming the auction house back into a church. With this transformation we need people to stay and help until it is finished. If you are new to the club, I will find a place for you to help. Yes, there is work involved but it is also a lot of fun, and you get to see all the items before they go up to be auctioned off.

If you are going to be selling items at the auction you can email Pat Dziuk for a seller number which enables you to do the paperwork at home before bringing it to the church. Members will be able to bring their items on Friday night after set-up is done, to check them in. This helps with the

congestion on Saturday morning. If you have some items that you would like to donate to the club instead of selling them yourself, I have a seller number for TCRC.

At the February membership meeting on the 13th there will be a wrap up meeting for the auction and TCRC will provide pizza and soda.

We will be talking about the auction at the next membership meeting on January 9th. Bring along an airplane to talk about. Be there or be square. ☺

TCRC 47th Annual Auction

Continued From Page 1

Because this is such a long event, TCRC has purchased many nice airplane kits that can be won by several lucky bidders if they are still present at the end of the auction. These can only be won by non-TCRC members.

The TCRC Auction is a great event, and it gives both buyers and sellers a chance to sell or purchase some great R/C items and to be a part of an enjoyable event on a cold winter day. Come to the 47th TCRC Annual Auction on Saturday, February 3rd. It will be bigger and better than ever! ☺



TCRC 2024 Dues Renewal Statement

By Tim Wirtz

Your 2024 TCRC club renewal is now due. All current members should have received an email 2024 Dues Renewal Statement directly from treasurer Tim Wirtz. Before your renewal application can be processed by TCRC, your 2024 AMA Membership must be current. A 2024 Membership Card will not be issued until the AMA website shows your AMA status as current. Your 2024 AMA Membership status will be verified using an AMA website application. There is no need to submit a paper copy of your AMA Membership status with this application.

To serve the TCRC membership, the Board requires a signature of each pilot confirming their intent to abide by the Field Rules that are posted on the TCRC Website (http://www.tcrconline.com/documents/field_rules.htm) and in the shelter at the main field. **Your payment of your yearly dues constitutes your acknowledgment that you intend to abide by the Field Rules**

TCRC Membership types are as follows:

- Regular** Those 19 years or over as of July 1, 2024
- Family** Regular member plus all son(s)/daughter(s). Pilots under 19 years of July 1, 2024, must have a current 2024 AMA Membership
- Junior** Those under 19 years as of July 1, 2024 (who are not part of a Family Membership)
- Social Affiliate** An affiliate of TCRC with no flying privileges (*does not require AMA Membership*)

The 2024 Membership dues are listed below. Early Renewal applications must be post-marked or received electronically by 15 January 2024. **Receipt of payment is proof of renewal. NO NEED TO PRINT AND SEND THIS FORM**

	Norman Renewal	Early Renewal
Regular Membership	\$105.00	\$90.00
Family Membership	\$105.00	\$90.00
Junior Membership	\$ 47.50	\$35.00
Social Affiliate	\$ 35.00	\$30.00

If you had a Family Membership in 2024, your family membership will automatically be renewed as such with the family members on file. If there are additional family members that need to be added, please email treasurer@tcrconline.com.

Cash, Check, PayPal and Credit Card are accepted forms of Payment. **If paying via PayPal or Credit Card, a \$3.00 convenience fee will be added.**

If paying by PayPal, use the following links(the \$3.00 Convenience Fee is automatically added):

Early Renewal:

– www.PayPal.Me/TCRCTreasurer/93

Regular Renewal:

– www.PayPal.Me/TCRCTreasurer/108

If paying by Credit Card, please call Tim Wirtz at 952-297-5226

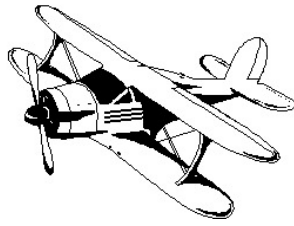
Mail your check payment to (do not send cash):

Tim Wirtz
1511 Emerson Ave N
Minneapolis, MN 55411

Renew your TCRC membership dues today so you are sure to be able to utilize the early renewal discount. 😊

TCRC meets every month on the 2nd Tuesday at 7:00 PM in Fellowship Hall of CrossPoint Church located on the southeastern corner of the intersection of 98th Street and France Avenue in Bloomington. Guests are welcome to attend these meetings.

Show & Tell



Three nice airplanes appeared for Show & Tell at the December membership meeting.



Prolific builder Joe Neidermayr had another new plane at Show & Tell. He had a Pilotus PC-21, constructed from an FMS kit. The plane had a 48-inch wingspan and weighed in at 3.6-pounds. It was done in orange with white trim and was powered with an electric 3541 motor. It had a 40-amp ESC and 3,300 4-cell lipo for battery. It also had a gyro installed. Joe did not indicate if the Pilotus had been flown as yet.

white fuse and wings, trimmed in blue. It came with an electric motor and a 25-amp ESC and 3 servos. Ken planes on the maiden flight for spring of 2024.

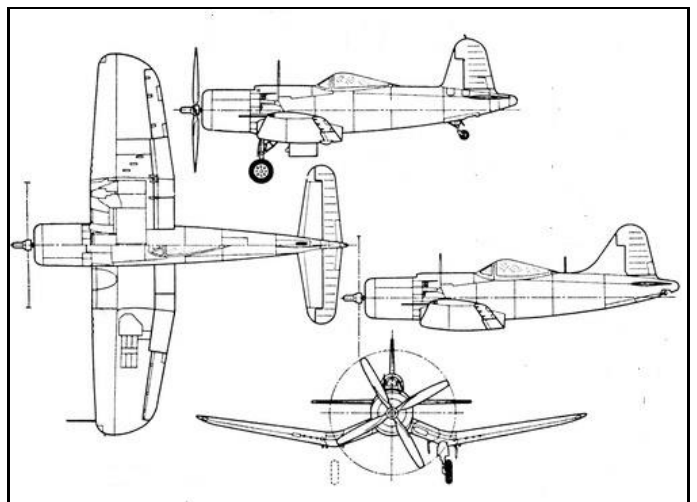


Sherwood Heggen had another aircraft at the meeting that he had rescued from the 2023 TCRC auction last February. He purchased it as a fixer-upper. Initially he thought it was a Gentle Lady but later realized the sailplane was an Olympic II, very popular in the 80's. He decided to convert it to electric flight and thus had to remove the fuselage covering. He discovered it had been glow powered previously. He cleaned it up, added an electric motor, ESC and battery and put new covering on it. Wanting to match the new fuse covering necessitated re-covering the wings. The sailplane had a 100-inch wingspan and weighed in at 3-pounds 6-ounces. The maiden flight went well proving the rescued Olympic was a good performer with the graceful floating qualities one would expect. ☺



Ken Weddell had a good-looking Seawind EP ARF at the meeting. This plane had a wingspan of 39.5-inches and weighed in at 1-pound 9-ounces. It had a

January Mystery Plane



AWN
(Assistant Wing Nut)
by Chris O'Connor



The TCRC auction is a month away – Saturday, February 3rd. WOW! That came fast! Now's the time to go through your fleet and see what you might want to sell at the auction, and what job you are planning on doing at the auction. This is TCRC's biggest event, and we need all hands on deck. There's Friday night setup which goes fast if enough people show up, and then there's the big event on Saturday. It's an all-day program so plan to be there for the full duration. The more help, the easier it is for everyone.

This month I thought I would talk about what adhesives work the best for certain jobs. I will start out with what I have used and works or doesn't work for me. Being we were discussing building from plans at the last meeting, this would also pertain to kit building, and also ARF bashing.

The glues that work well are the CA glues, thin and medium. I have used both Zap and Bob Smith CA's. The Bob Smith product is under the Hub Hobby label. Both are very good quality glues. Epoxy's, the one that I favor, is The Bob Smith or the Hub Hobby brand in the 30-minute type. I have used Zap epoxy but didn't care for it because of the odor. That may have changed, I'm not sure. The other brand that gets talked about is West System epoxy. I have not used this, but I know that it is an excellent glue. You can't go wrong with any of these glues. Notice, I didn't mention 5-minute epoxy. I do use it, but very sparingly.

For high strength areas like firewalls, land gear area or wing hold downs, you can use the 30-minute epoxies, but better yet the glue most of the jet and giant-scale guys use is an epoxy called Hysol. You can get it from Bob Violet under the name Aeropoxy, or Loctite Hysol 9462. Both come in cartridges that dispense the A and B at the same time. These glues set in about 8 hours. They are also thixotropic, which means they can be put on a vertical surface and not run. Both are whitish cream in color and are very hard and extremely strong when cured.

For gluing wing skins together, there's the problem of sanding the joints and removing wood on either side of the joint if you use CA's, white glue, epoxy, etc. The glue joint is harder than the surrounding wood surface. Difficult to smooth out. The best that I have found and used is Siment glue from Sig

Manufacturing. It's a cellulose glue that everyone used years ago, but works great for wing skins, because you can sand the joint and get it smooth.

For gluing those wing skins to foam cores, I have used an epoxy called finishing resin because it sets up slowly, an hour or more working time. Again, the Hub Hobby brand or Zap work well. The other glue that I have read works well, but never used is Original Gorilla glue. It's a polyurethane water activated glue that's supposed to be extremely strong, won't let go, and very light weight. I plan on trying it on the Bonanza that I am currently building.

Other areas of the model like ribs and formers you can use all of the above, or try Aliphatic resin, like Titebond carpenters glue or Sig-bond.

Many different types of glue, all different, but for their intended purpose, very good. These are my favorites, but I know there are others that are good. I have just not used some of them because if it works don't fix it.

I hope this helped and did not confuse all of you. 😊

New Member

In December David O'Hara became TCRC's newest member.

David lives in Eden Prairie and is a seasoned flyer for the past 34 years.

He currently is flying a Northstar, Force One, electric Cub, Big Stik, Drake II and a Sophisticated Lady.

When you see David at a meeting or at the field, be sure and introduce yourself to him and welcome him to TCRC. 😊

Messerschmitt ME 209

by Conrad Naegele

The December Mystery Plane was the German Messerschmitt ME 209.



A single-seat derivative of an aircraft designed solely for an attempt at the world's absolute speed record, the ME 209 V4 flew on May 12, 1939. This plane had little of the in service ME 109, except the fuselage. The 209 raised the speed record to 469.22 mph.

Powered by a one-off special DB 601, it had 1,559 horsepower, raised to 2,300 horsepower by the injection of methyl alcohol. The V4 featured a longer wing, enlarged tail surfaces, and a shorter landing gear. The plane had unorthodox radiators and new leading edge slats, and a new airfoil. Continued design increased the wingspan again.

Intended to replace the current ME 109, the new plane, except for setting a new speed record, revealed poor handling, engine overheating, and inadequate performance, resulting in no production contracts, and reversion to the original ME 109.

The 209 had a wingspan of 32 feet eleven inches, a combat weight of 4,086 pounds, and a speed of 469 mph. The engine was a Daimler-Benz DB 601 ARJ. The proposed armament was a 20-mm cannon and two 50-cal machine guns. ☺

TCRC 2024 Auction Pre- Registration

by Pat Dziuk

The Twin City Radio Controllers 47th annual auction is just around the corner. This year it will again be held at CrossPoint Church, 9801 France Avenue South in Bloomington on Saturday February 3rd.

You can register for a seller's number online again this year allowing you to fill out your seller's inventory card and label your items in the comfort of your warm home instead of freezing in the parking lot the morning of the auction.

To register please send an email to auction@tcrconline.com with your name, address and phone number requesting a seller's number. You can find full details including the seller's inventory card at http://www.tcrconline.com/pages/auction_seller_registration.htm

General information at <http://www.tcrconline.com/pages/auction.htm> and <http://www.tcrconline.com>

Hope to see you at the auction and please feel free to forward this on to your fellow modelers at other clubs to get the word out.

Take the time now to figure out what items you will be selling and pre-register. ☺

MNBigBirds.com

Hawker Hurricane MkII
Kawasaki Ki-45 "Nick"
Focke Wulf TA-152H
Lavochkin La-7
Grumman Lynx
ARADO 96B
Howard Pete
Mitsubishi Ki-15 "Babs"
Thomas Morse Scout S4C

Free! Scale Plan Downloads

Hawker Hurricane Mk II
1/4 Scale British Fighter

Howard Pete
1/3 Scale Racer

Composite Parts Available Thru MICKO

NEW! KI-45 DRAGON SI AV8R

Andersen Designs

Add'l Extras

- In Flight Videos
- Construction Articles
- Scale Documentation
- Paint Masks & More!

2024 TCRC Annual Calendar

DATE	EVENT	REMARKS
January 3	1 st Quarter BOD Meeting	Bob Breisemeister's Home, 7 PM
January 6	2022 All Season Flyer Kickoff	TCRC Model Air Park, 10-10-10 Rule
January 9	Membership Meeting	CrossPoint Church, Bloomington, 7 PM
January 15	Deadline for TCRC Dues Discount	Postmarked on or before January 15
February 2	Auction Set-Up	CrossPoint Church, 5 PM
February 3	TCRC 47 th Annual Auction	CrossPoint Church, 6:00 AM to 6:00 PM
February 10	All Season Flyer Session	TCRC Model Air Park, 10-10-10 Rule
February 13	Membership Meeting	CrossPoint Church, 5 PM Pizza & Pop
March 2	End of Winter Fun Fly	TCRC Model Air Park, 10-10-10 Rule
March 12	Membership Meeting	CrossPoint Church and Zoom, 7 PM
April 3	2 nd Quarter BOD Meeting	Bob Breisemeister's Home, 7 PM
April 6	April Fools Fun Fly	TCRC Model Air Park, 10-10-10 Rule
April 9	Membership Meeting	CrossPoint Church and Zoom, 7 PM
May 4	TCRC Jordan Clean-Up & Fly-In	TCRC Model Air Park 9 AM
May 14	Membership Meeting	CrossPoint Church and Zoom, 7 PM
May 14	Building Contest	CrossPoint Church
* May 18	Spring Float Fly	Bush Lake Park, 10 AM, Steve Meyer
May 25	Spring Swap Meet & Fun Fly	TCRC Model Air Park or Fairgrounds, Bob B
**June 11	Membership Meeting At The Field	5:30 PM Dinner, 7 PM Meeting
*June 15	Electric Fly-In and Competition (Open)	TCRC Model Air Park, Gerry Dunne
**July 9	Membership Meeting At The Field	5:30 PM Dinner, 7 PM Meeting
*July 13	Wings Over Jordan	TCRC Model Air Park, Bob Breisemeister
August 7	3 rd Quarter BOD Meeting	Bob Breisemeister's Home, 7 PM
**August 13	Membership Meeting At The Field	5:30 PM Dinner, 7 PM Meeting
*August 24	Model Aviation Day (Open)	TCRC Model Air Park, T. Wirtz & B Johnson
*September 7	Scale Fly (Open)	TCRC Model Air Park, Scott Anderson
**September 10	Membership Meeting At The Field	5:30 PM Dinner, 7 PM Meeting
*September 14	Fall Float Fly (Open)	Bush Lake Park, 10 AM, Steve Meyer
*September 28	Swap Meet and Fun Fly	TCRC Model Air Park or Fairgrounds, Bob B
October 5	Crocktoberfest Season Finale	TCRC Model Air Park, Brian Johnson
October 8	Membership Meeting	CrossPoint Church and Zoom, 7 PM
November 12	Membership Meeting - Elections	CrossPoint Church and Zoom, 7 PM
November 12	Ugly Airplane Contest	CrossPoint Church, 7 PM, Sherwood Heggen
November 16	TCRC Annual Banquet & Awards	David Fong's, Prior Lake, 5 PM
December 4	Joint Board Meeting	Bob Breisemeister's Home, 7 PM
December 7	All Season Flyer Finale	TCRC Model Air Park, 10-10-10 Rule
December 10	Membership Meeting	CrossPoint Church and Zoom, 7 PM

* Denotes events open to other than club members.

** If bad weather the meeting will be held at 7 PM at CrossPoint Church



www.tcrconline.com



TCRC 47th ANNUAL AUCTION

Twin City Radio Controllers - Minneapolis, MN

Saturday, February 3rd, 2024

CrossPoint Church

9801 France Ave S, Bloomington, MN

Main Auction

What's for Sale?

- R/C Airplanes, Kits, Engines & Radio Systems
- R/C Aircraft related stuff & support equipment
- NO Cars/Boats
- NO Unrelated Stuff

When:

Registration Begins @ 6:45 am
Viewing @ 8:15 am
Auction Begins @ 9:00 am

Details:

- \$5.00 Admission: includes Bidder's Card
- \$20.00 Minimum Opening Bid. Nothing will be sold for less than \$20
- Commission of \$5 or 10% , whichever is greater, **on ALL ITEMS**
- SELLER MUST attach a brief description to EACH ITEM being sold.
- Pre-Registration Available for Sellers
- BUYBACKS @10% up to a maximum fee of \$20
- Credit Cards will be accepted for auction and concession purchases. **A 3% convenience fee will be applied to all card purchases.**

Questions?

- Email Auction@TCRCOnline.com
- Call Bob 612-964-8877
- <http://www.tcrconline.com/pages.auction/htm>

Concessions

- Hot Coffee and Donuts
- Soda/Pop/Water
- Sub Sandwiches

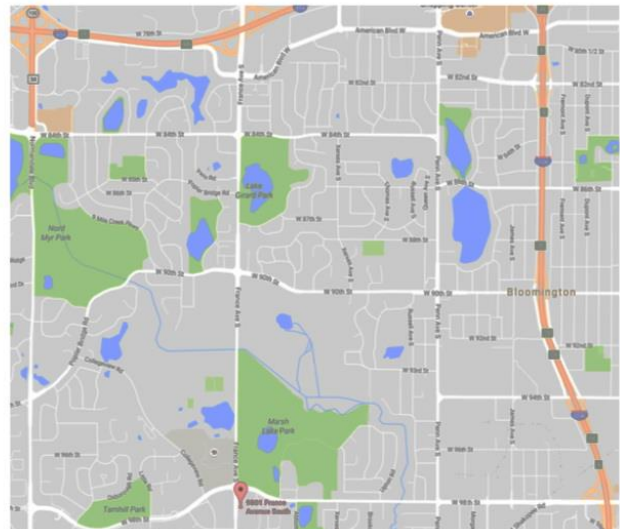
No food or drink in the bidding area

Silent Auction

- For Items \$125 and up
- One Hour Exposure for all items in Silent Auction
- 5 items sold each HOUR for 6 hours
- Set your minimum (\$125 or higher), Bidders bid for one hour. Item sold to highest bidder
- Limited to 1st 30 sellers who choose this option
- **Items are shown at random**

Bargain Table

- Items sold at fixed price \$15 - \$30, predetermined by Seller
- All Day Exposure
- All Items sold at the table
- \$5 flat fee commission



2023-2024 AMA Dues Statements

Most older TCRC members should have received their 2023-2024 dues statements in the mail this month from the Academy of Model Aeronautics. Newer members renew on the anniversary of the month they joined.

AMA 2023 dues are the same as the previous year. They are:

- Adult (19-65) \$85
- Senior (65 and up) \$75
- Under 19 Free
or \$15 with *MA*

Your AMA membership gives you \$2.5 million in personal liability coverage, \$25,000 in medical coverage and also a subscription to either the print or digital *Model Aviation* for the year.

To belong to TCRC, you must have a valid membership for the year in AMA.

Please note that AMA also has a Park Pilot membership that has a cost of \$38 per year, but that membership is not valid for membership in TCRC.

To renew your membership in AMA, the Academy gives you four methods: at the AMA website, www.modelaircraft.org; by phone at (765) 287-1256; or by returning the renewal form you received in the mail in the supplied envelope.

Pay your 2024 AMA dues today to avoid a lapse in membership services. ☺

Calendar

Jan. 1	Happy New Year
Jan. 6	2024 All Season Flyer Kickoff
Jan. 9	TCRC Membership Meeting, 7:00 PM CrossPoint Church Bloomington, MN
Feb. 2	Auction Set Up 5:00 PM CrossPoint Church Bloomington, MN
Feb. 3	TCRC Annual Auction 6:00 AM to 6:00 PM CrossPoint Church Bloomington, MN
Feb. 13	TCRC Membership Meeting, 7:00 PM Auction Appreciation Pop & Pizza CrossPoint Church Bloomington, MN

Be An All Season Flyer In 2024



It's the start of a new year, and that means you should start thinking about becoming an All Season Flyer in 2024.

To become an All Season Flyer a pilot must put at least one flight on an airplane outside in each month of a calendar year. That means you have to start in January.

In Minnesota, those December, January and February flights can occur in some pretty cool weather.

In TCRC several pilots have a proud tradition of earning their ASF patches. Some have been doing it for more than 10 consecutive years.

Earning an All Season Flyer patch in Minnesota has to be a very daunting experience. However, with the advent of the electric airplanes, it is a lot easier than trying to start a cold glow engine.

If you are interested in becoming an All Season Flyer in 2024, plan on joining the pilots for their January flights. ☺

Show & Tell Data Form

Bringing a plane to the TCRC meeting for Show & Tell?

If you are, be sure to go to the club website TCRCOnline.com and print out a blank Show & Tell Data Form. Fill this out and make sure it gets to the newsletter editor, Jim Cook so that the correct information shows up about your new airplane in the newsletter.

Also, if Jim is not at the meeting, make sure someone takes a picture of your new masterpiece and emails the picture and the completed data form to Jim also. ☺

Beautiful Planes For Sale

by Sherwood Heggen

I am making available for sale the five gas-powered models shown below:



1/3-scale Pitts S2 with DLE111 engine and with smoke.



1/4-scale CAP 20L with DLE 55 engine.



1/4-scale Skybolt with DLE 55 engine and with smoke.



1/4-scale Ultimate Bipe with DLE 55 engine.



1/5-scale Curtiss P36 Hawk warbird.

I love to build which creates a storage availability problem. All have been scratch-built from plans and have successfully flown or are ready for a maiden flight.

I also have other plan-built glow and electric models available which are all excellent flyers.

All models can be purchased as fully-equipped and ready-to-fly, less batteries and receivers., or as a bare airframe, or anywhere in between.

Contact Sherwood Heggen at 715-781-3213 for an appointment to see and choose your models in person. ☺

THE TCRC FLARE OUT Monthly Newsletter



TWIN CITY RADIO CONTROLLERS INC.

Purpose: To preserve, encourage, and further develop the hobby of building and flying radio controlled model airplanes.

2024 Officers

President	Bob Breisemeister 612-964-8877
Vice President	Chris O'Connor 612-619-5471
Secretary	Ken Weddell 952-500-3446
Treasurer	Tim Wirtz 952-941-5357

TCRC Flare Out

Editor James R. Cook 952-200-2030
Publishers: Tom Hall 515-664-7674

Website: <http://www.tcrconline.com>

Great Program At The Meetings!



Construction programs at the meetings are well done by Chris O'Connor. (Photo by Tim Wirtz)

Twin City Radio Controllers



HOBBY

HOBBYZONE
GO BY

Check us out! 952-941-1866
info@hobbyzone.com

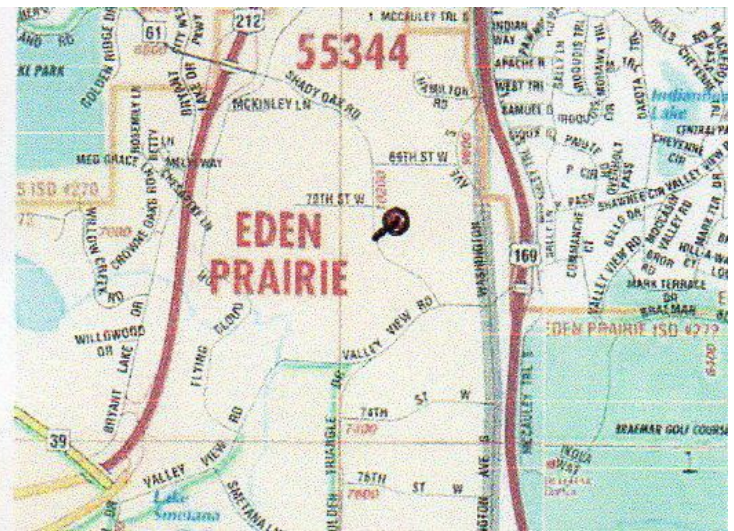
7171 Shady Oak Road
Eden Prairie, MN 55344

Monday - Friday	10AM - 5:30PM
Saturday	10AM - 4PM
Sunday	Closed

Most in-store prices are 5% - 10% OFF
online prices. Plus, every month we
select two popular items at 15% OFF!

www.hobbyzone.com

ZONE



BIG SKY HOBBY™
Great products, expert advice.

Open Monday thru Saturday, 10 am - 6 pm
Have Special Orders or Questions?
Contact: Jeremy@BigSkyHobby.com

